

# How do I keep our roof safe????

Monitored

ARC

PIR

SmartWater





Wireless

GSM

Video Verified

# How it works



# Location Location Location



One size does not fit all –  
All churches are not the same



# To connect or not to connect...

---

- Local sounder and strobe only
- Fully wired with telephone line
- Wireless with GSM (mobile communication) using a SIM card
- Some combination of the above...



# Types of Detectors

## Detector:

- Passive Infrared (PIR) – detect radiant heat emitted or reflected from objects; used to detect motion but can not identify what object as moved
- PIR with video verification – short video clip is sent to monitoring centre to verify cause of alarm activation



# Installation checklist

- Talk to your insurer/QI about options
- Obtain consent from DAC and, if necessary, local planning authority
- Agree wiring routes and equipment locations with QI
- Make sure you have electrical connections/phone line in place before installation day if required.

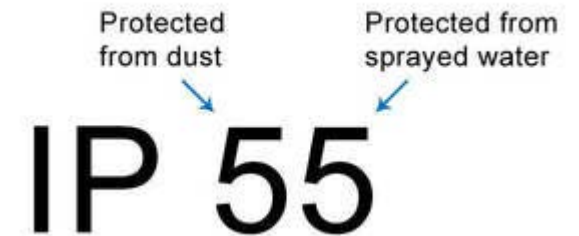


## Things to look for...

- NSI Approved Installer and Alarm Receiving Centre
- SIA (Security Industry Authority) licensed keyholding/guarding
- Tamper resistance – IK rating (impact protection)
- Weather resistance – IP rating (ingress protection)



And remember – the DAC team are at the end of the phone and happy to answer your questions.



# LEAD THIEVES

WE ARE WAITING ON THE ROOF SO THAT THEY DO NOT GET AWAY WITH IT

