

# Census Dashboard for the parish of Wolverton Holy Trinity in the Deanery of MILTON KEYNES

## Parish population, Census and deprivation summary

### Population of parish and deanery

2011, 2018 and 2021

	Parish	Deanery
2011	7,784	110,456
2018	9,045	116,327
2021	9,424	117,603

### Deprivation Rank

2021 **1,842**

(1=most deprived parish in the Church of England, 12,307=least deprived)

### Children and Young People

In your parish of **9424** people

7.2 % are aged 0-4

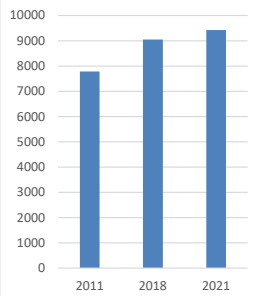
8.1 % are aged 5-9

7.6 % are aged 10-14

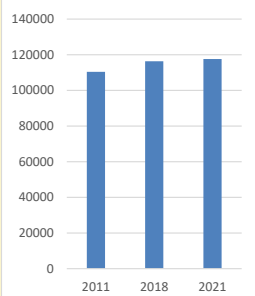
That is a total of **2152** children and young people

In 2023 your child average weekly attendance was **4**

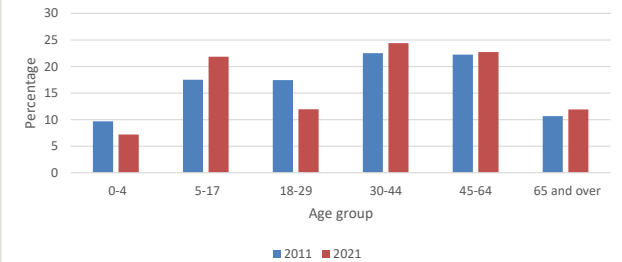
Parish Population



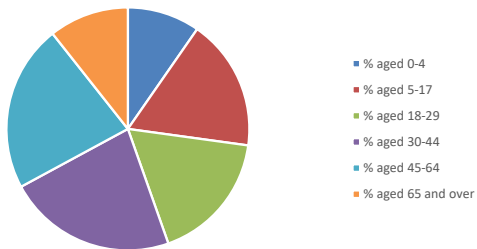
Deanery Population



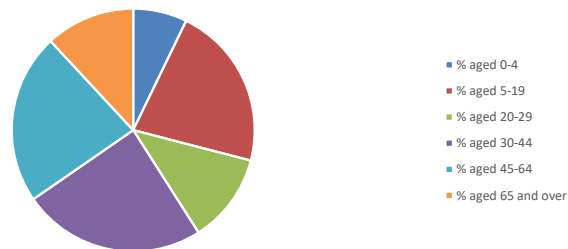
Parish % age distribution 2011 and 2021



2011 Parish population by age

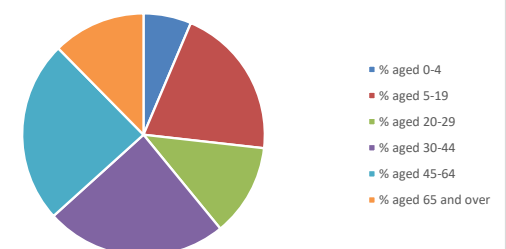


2021 Parish population by age



NB different age groups: 5-17 in 2011, 5-19 in 2021

2021 Deanery population by age



Parish code: 270725

Number of churches in parish (2022): 1

For more detailed census & deprivation info: see <http://arcg.is/1RaS4CS>

<https://www.churchofengland.org/researchandstats>

and <http://www2.cuf.org.uk/poverty-england/poverty-map>

515

Produced by Diocese of Oxford April 2024

**Census data:** taken from the 2011 and 2021 national Census and the 2018 population update.

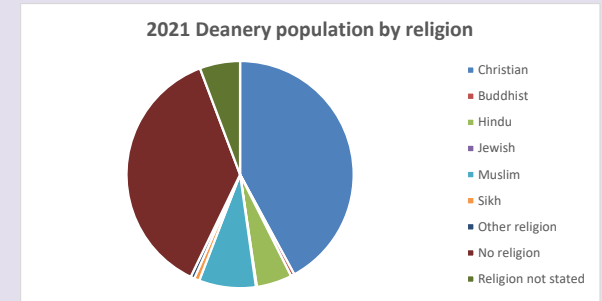
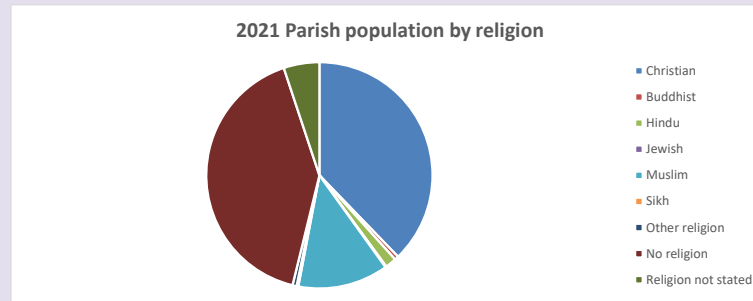
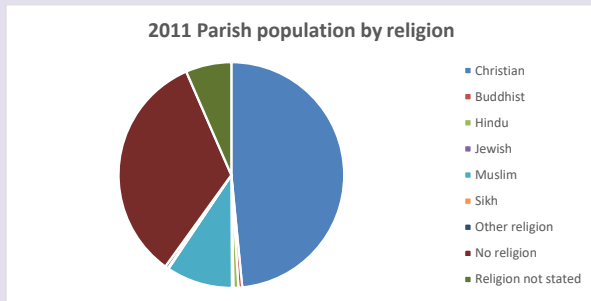
**Deprivation statistics:** IMD taken from the English Indices of Deprivation, published by the Ministry of Housing, Communities & Local Government, Sept 2019.

The above statistics have been mapped onto parish boundaries so are approximations.

For more information, see:

<https://www.churchofengland.org/researchandstats>

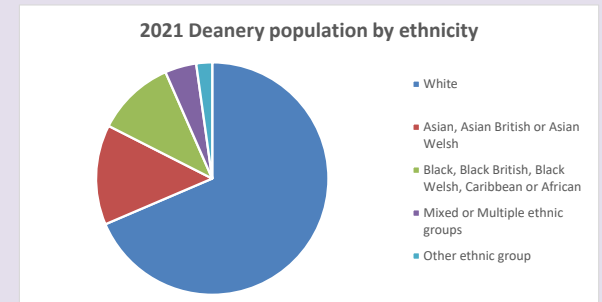
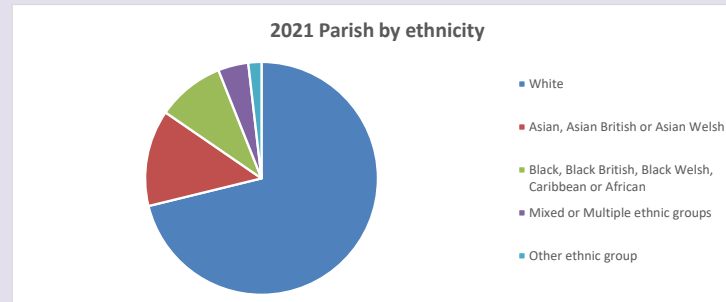
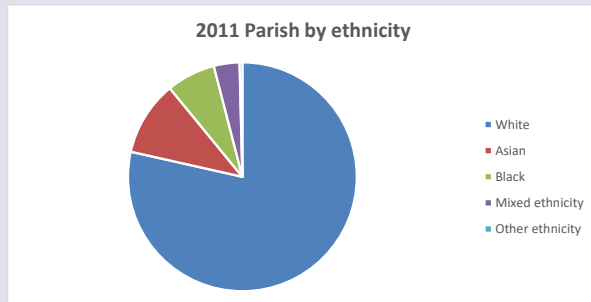
Religion of those in your parish



**Your parish population in 2021 was 9424**

In 2021 **37.8%** said they are Christian. That is **3560 people.** In your parish your average weekly attendance is **53**

Ethnicity of those in your parish



**Thoughts to ponder:**

**What has surprised you in these tables and charts?**

**Does your congregation(s) reflect the age and ethnic mix of your parish?**

**Where are those who have identified as Christians who do not attend your church(es)? Do you have other Christian denomination churches in your parish?**

**How might this influence your mission plans?**

This dashboard contains figures as submitted by churches currently in the parish

**Attendance statistics:** taken from annual Statistics for Mission returns.

Average weekly attendance: attendance at Sunday and midweek church services & fresh expressions in October;

Every effort has been made to ensure that data are reliable. We would be pleased to be notified of any significant errors or omissions by email to [parishreturns@oxford.anglican.org](mailto:parishreturns@oxford.anglican.org)