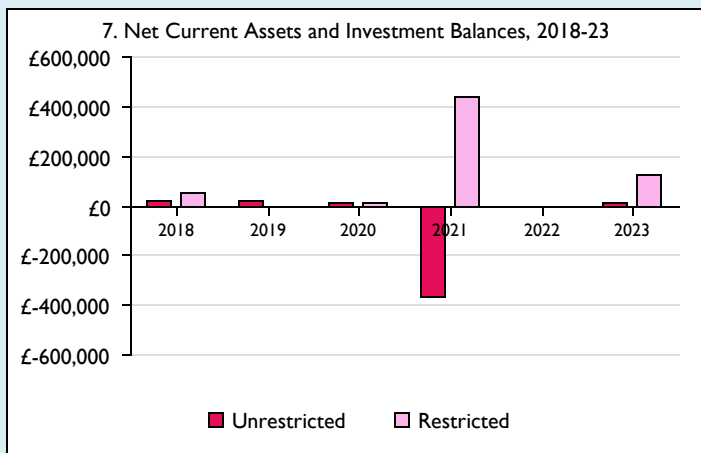
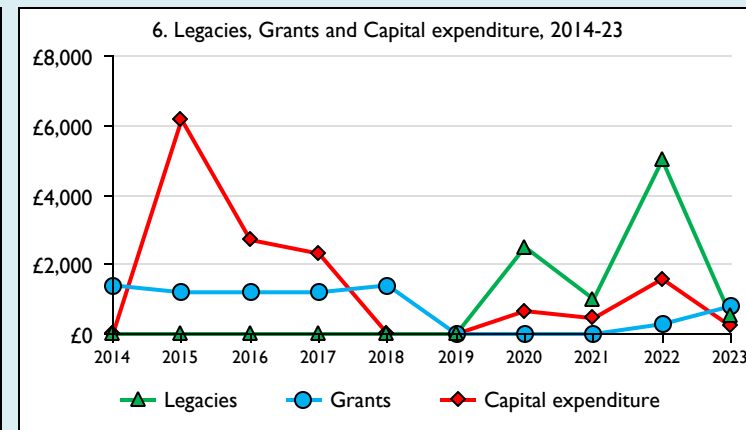
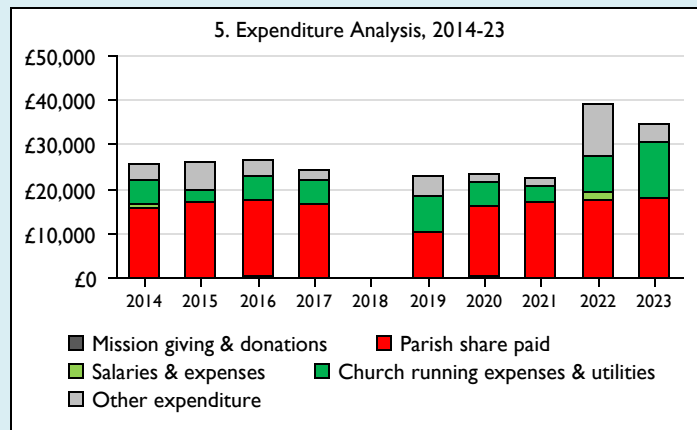
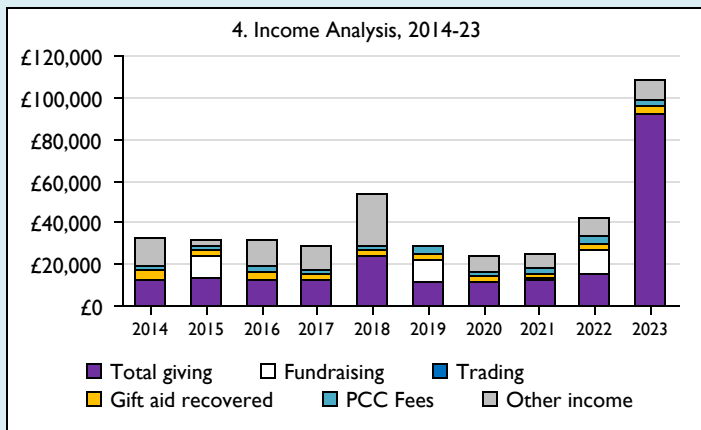
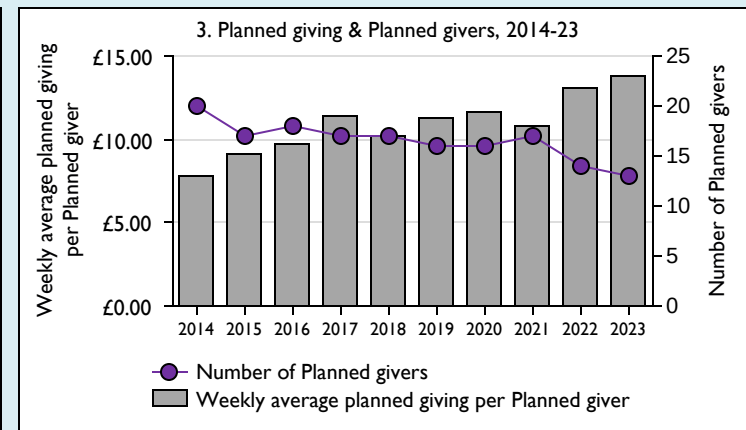
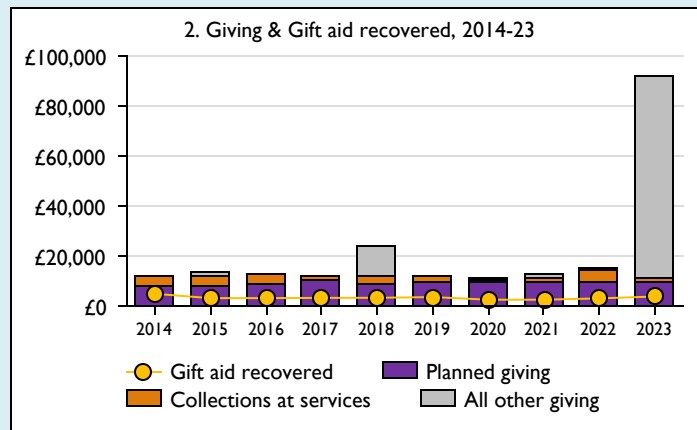
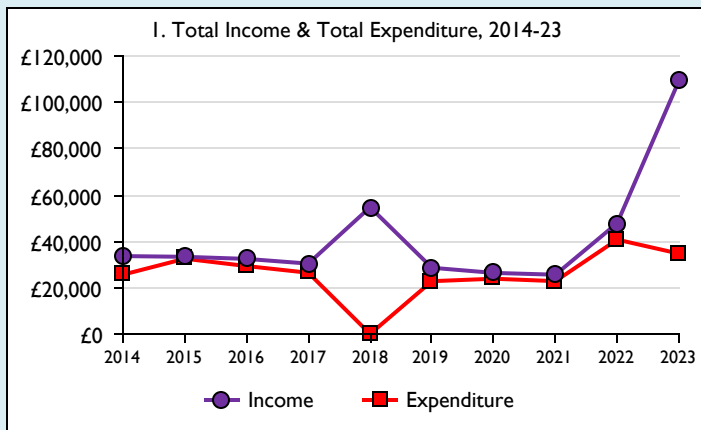


Finance Dashboard for the Parish of Grendon Underwood in the deanery of CLAYDON



Weekly average planned giving per planned giver (2023)
 Parish: £13.79
 Diocese: £22.56

Number of churches in parish (2024): 1
 Parish code: 270690

Notes & definitions
 This dashboard contains figures as submitted by churches currently in the parish; gaps may be the result of missing returns.
 Graph 2 shows a detailed breakdown of the **Total giving** figure in graph 4.
 Graph 3: **Planned giving** = Tax efficient planned giving + Other planned giving; **Planned givers** = Tax efficient planned givers + Other planned givers.
 Graph 4 shows income other than grants and legacies.
 Graph 4: **Total giving** = Tax efficient planned giving + Other planned giving + Collections at services + All other giving, including special appeals.
 Graph 4: **Other income** = Dividends, interest, income from property + Any other income.
 Graph 5 shows expenditure other than capital expenditure.
 Graph 5: **Other expenditure** = Fund-raising activities + Mission and evangelism costs + Cost of trading + Other expenses.
 Graph 5: **Running expenses & utilities** also includes governance costs.
 Graphs 1-6: Unrestricted and Restricted amounts have been combined.
 For further definitions please see the guidance notes attached to the Return of Parish Finance: