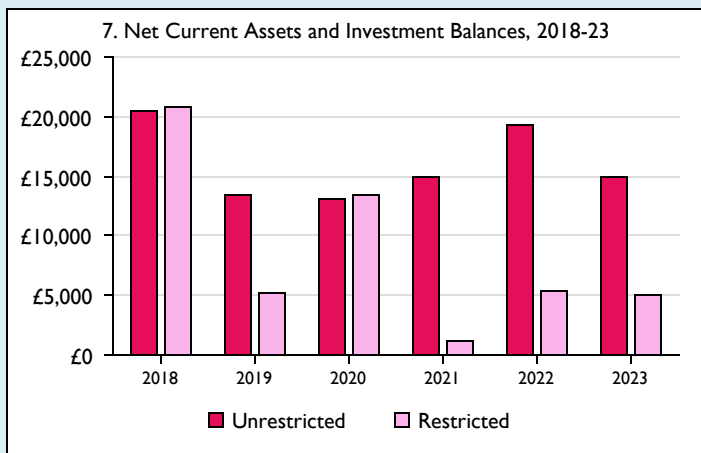
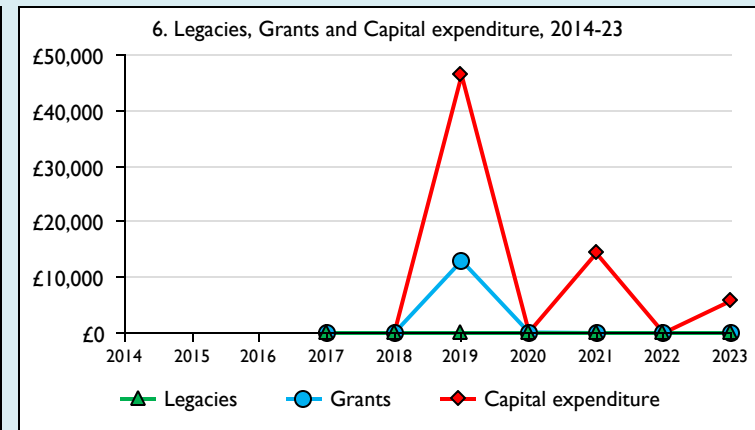
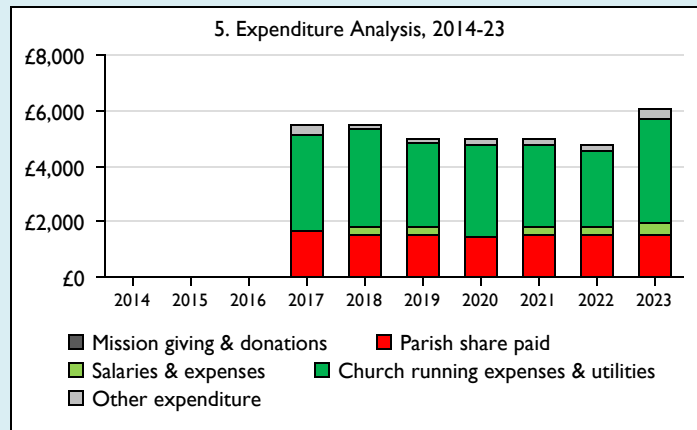
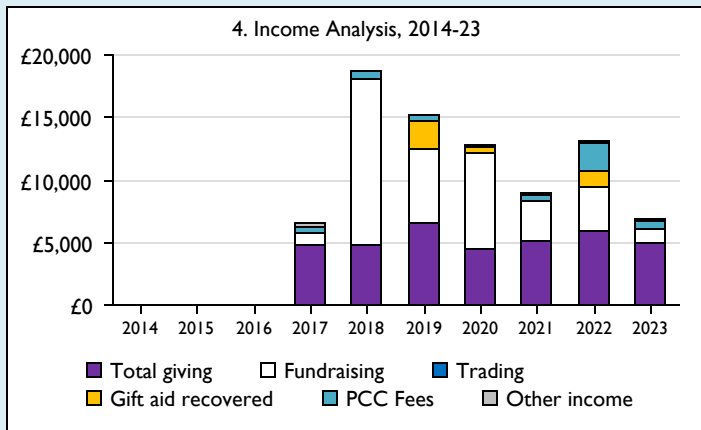
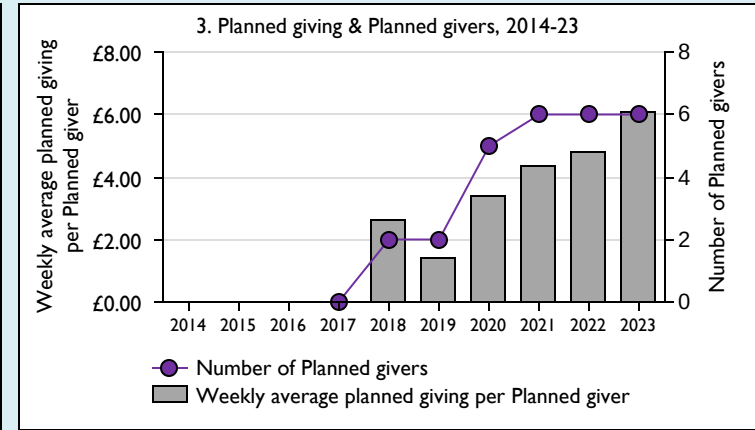
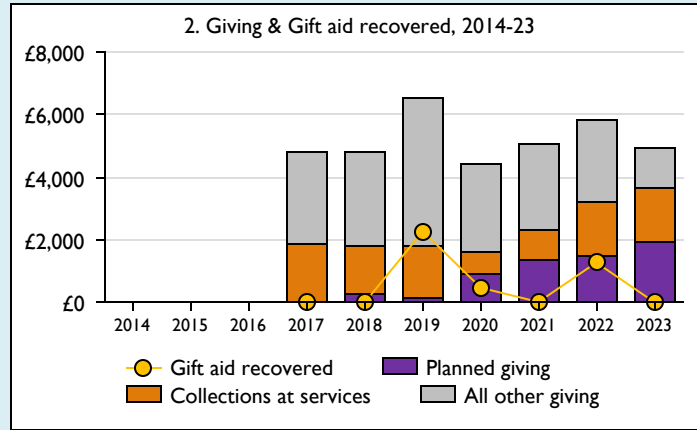
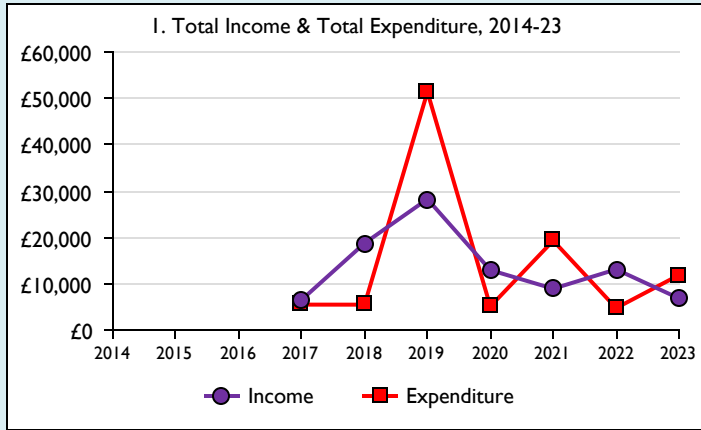


# Finance Dashboard for the Parish of Elsfield in the deanery of COWLEY



**Weekly average planned giving per planned giver (2023)**  
 Parish: £6.06  
 Diocese: £22.56

**Number of churches in parish (2024): 1**  
 Parish code: 270110

**Notes & definitions**  
 This dashboard contains figures as submitted by churches currently in the parish; gaps may be the result of missing returns.  
 Graph 2 shows a detailed breakdown of the **Total giving** figure in graph 4.  
 Graph 3: **Planned giving** = Tax efficient planned giving + Other planned giving; **Planned givers** = Tax efficient planned givers + Other planned givers.  
 Graph 4 shows income other than grants and legacies.  
 Graph 4: **Total giving** = Tax efficient planned giving + Other planned giving + Collections at services + All other giving, including special appeals.  
 Graph 4: **Other income** = Dividends, interest, income from property + Any other income.  
 Graph 5 shows expenditure other than capital expenditure.  
 Graph 5: **Other expenditure** = Fund-raising activities + Mission and evangelism costs + Cost of trading + Other expenses.  
 Graph 5: **Running expenses & utilities** also includes governance costs.  
 Graphs 1-6: Unrestricted and Restricted amounts have been combined.  
 For further definitions please see the guidance notes attached to the Return of Parish Finance: