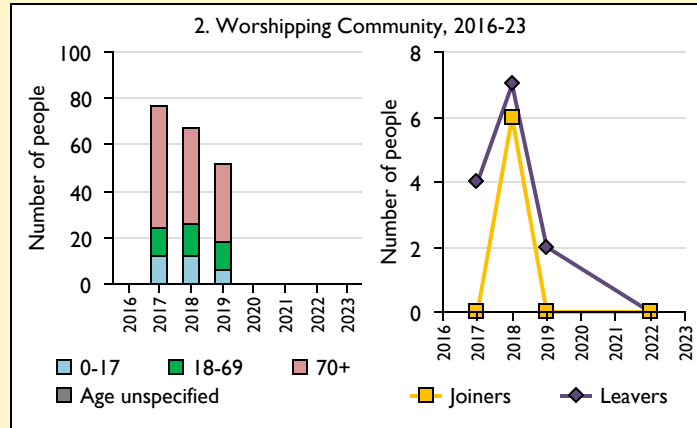
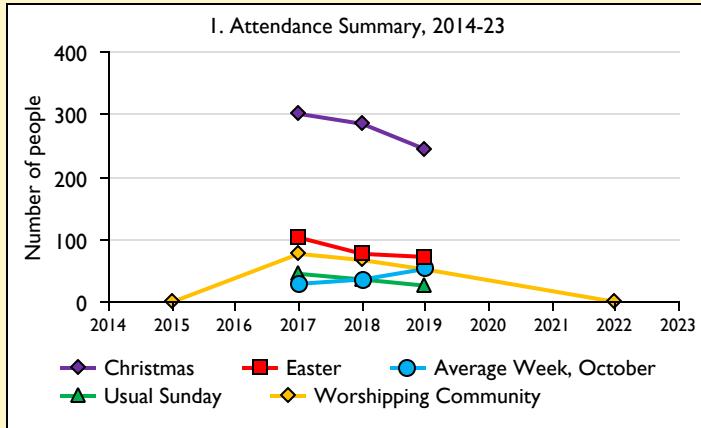


SfM Dashboard for the Parish of Brill in the deanery of AYLESBURY



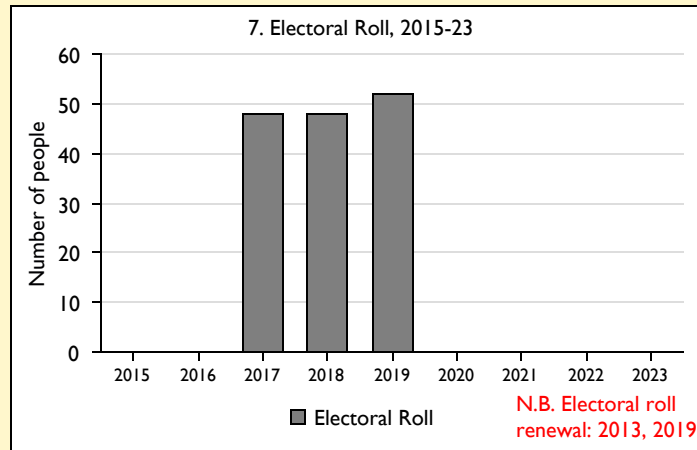
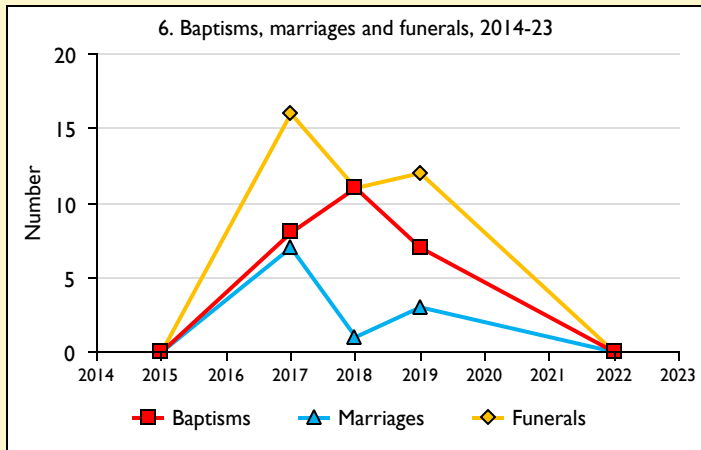
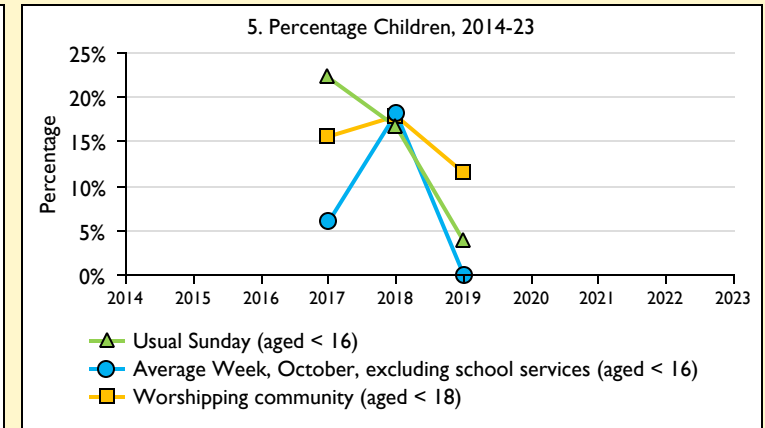
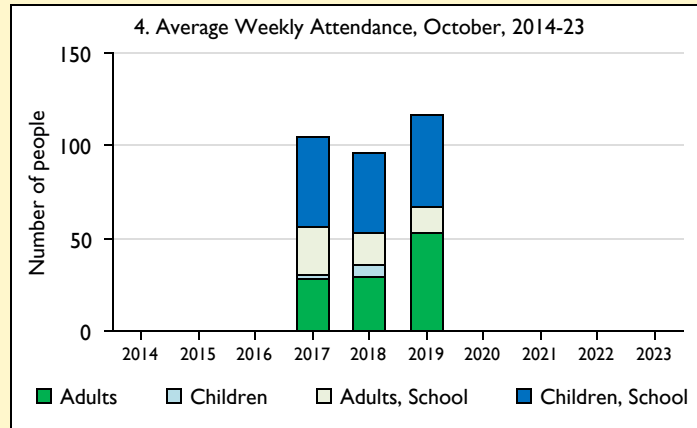
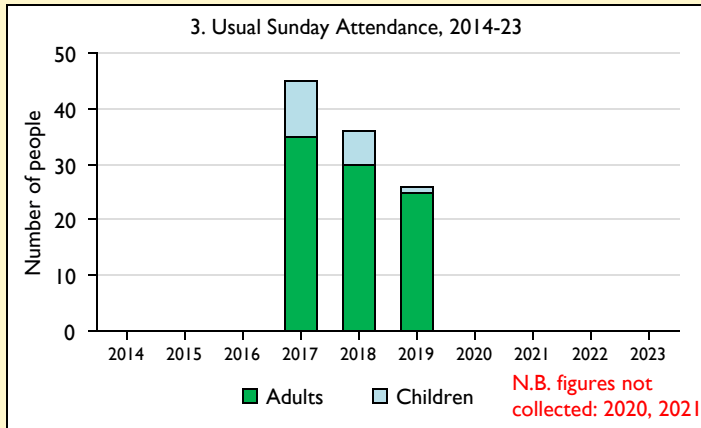
Parish Census and deprivation summary

Parish population (2021): 1341

| | Parish | Diocese | National |
|--------------------------|--------|---------|----------|
| % aged 0-19 | 22% | 24% | 23% |
| % aged 20-44 | 22% | 33% | 33% |
| % aged 45-69 | 37% | 30% | 31% |
| % aged 70 & over | 19% | 12% | 14% |
| % Christian | 51% | 45% | 46% |
| % non-Christian religion | 1% | 13% | 11% |

Parish deprivation rank (IMD 2019): 10561
(1=most deprived parish in the Church of England, 12,239=least deprived)

For more detailed census & deprivation info: see <http://arcg.is/1RaS4CS>
<https://www.churchofengland.org/researchandstats> and
<http://www2.cuf.org.uk/poverty-england/poverty-map>



This dashboard contains figures as submitted by churches currently in the parish

Attendance statistics: taken from annual Statistics for Mission returns.

Average weekly attendance: attendance at Sunday and midweek church services & fresh expressions in October; Figs 1 & 5 do not include attendance at services for schools.

Easter: Easter Eve & Easter Day; **Christmas:** Christmas Eve & Christmas Day.

Baptisms: all baptisms & thanksgivings.

Marriages: marriages and services of prayer & dedication after civil marriages.

Funerals: those held in church & at crematoria/cemeteries.

Because of pandemic-related church closures, Easter figures were not collected in 2020.

Census data: taken from the 2021 national Census.

Deprivation statistics: IMD taken from the English Indices of Deprivation, published by the Ministry of Housing, Communities & Local Government, Sept 2019.

The above statistics have been mapped onto parish boundaries so are approximations.

For more information, see: <https://www.churchofengland.org/researchandstats>

Variations in attendance from year to year may be the result of changes in the number of churches that submitted returns, or changes in parish/benefice structure.

Number of churches included in returns: 2014 0;2015 1;2016 0;2017 1;2018 1;2019 1;2020 0;2021 1;2022 1;2023 0.

Produced by Data Services, Church House, Great Smith Street, London SW1P 3AZ. Date of production: 04/05/2024.

Every effort has been made to ensure that data are reliable. We would be pleased to be notified of any significant errors or omissions by email to statistics.unit@churchofengland.org



Follow us on Twitter:
@cofestats

