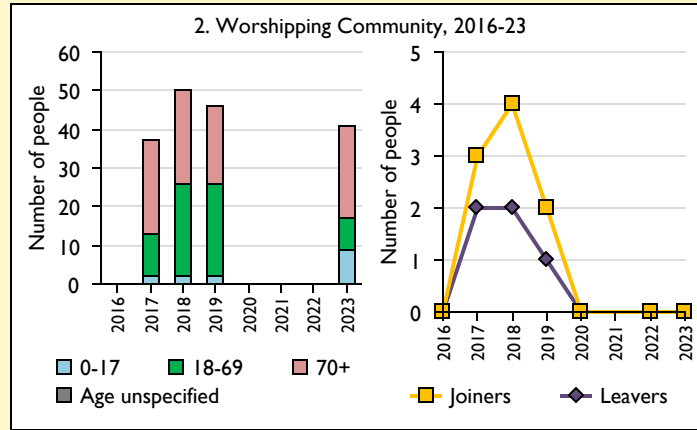
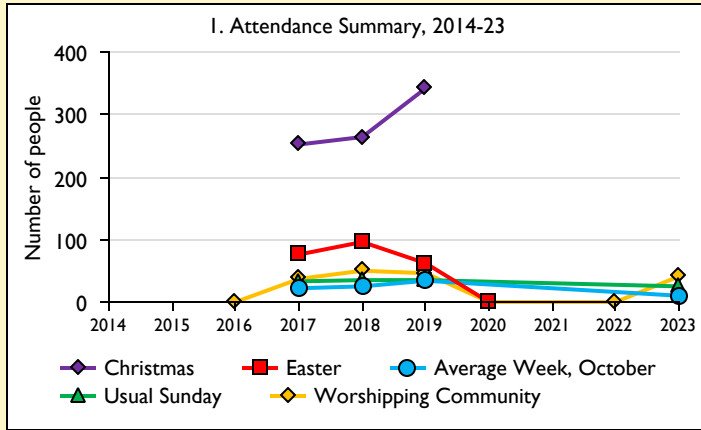


SfM Dashboard for the Parish of Yattendon and Frilsham in the deanery of NEWBURY



Parish Census and deprivation summary

Parish population (2021): 692

	Parish	Diocese	National
% aged 0-19	22%	24%	23%
% aged 20-44	24%	33%	33%
% aged 45-69	37%	30%	31%
% aged 70 & over	17%	12%	14%
% Christian	59%	45%	46%
% non-Christian religion	0%	13%	11%

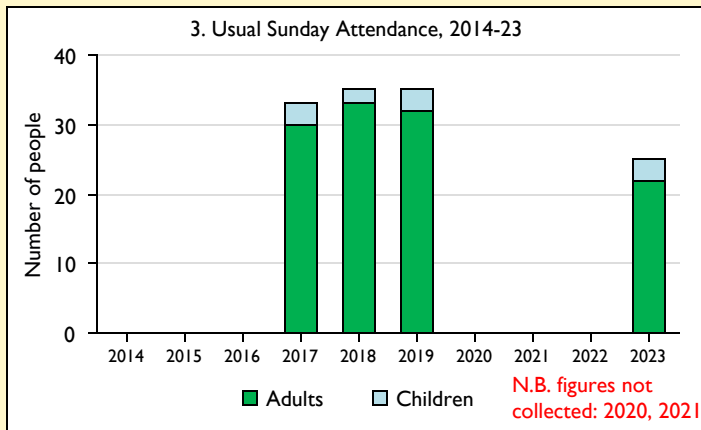
Parish deprivation rank (IMD 2019): 9921

(1=most deprived parish in the Church of England, 12,239=least deprived)

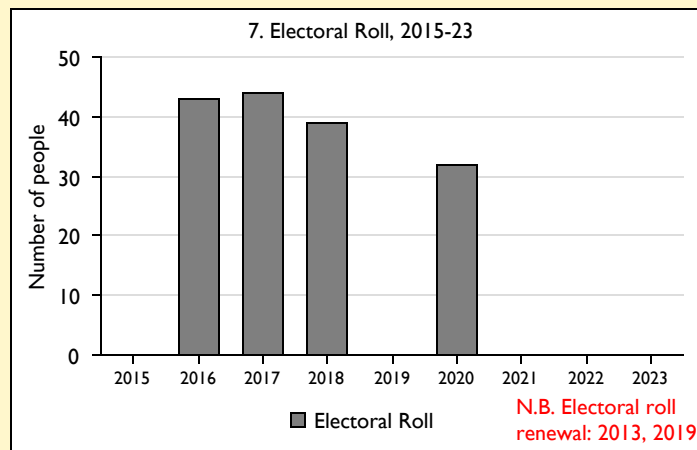
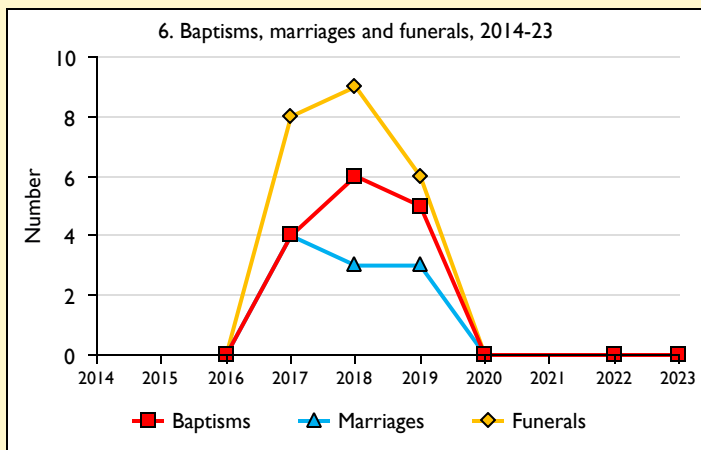
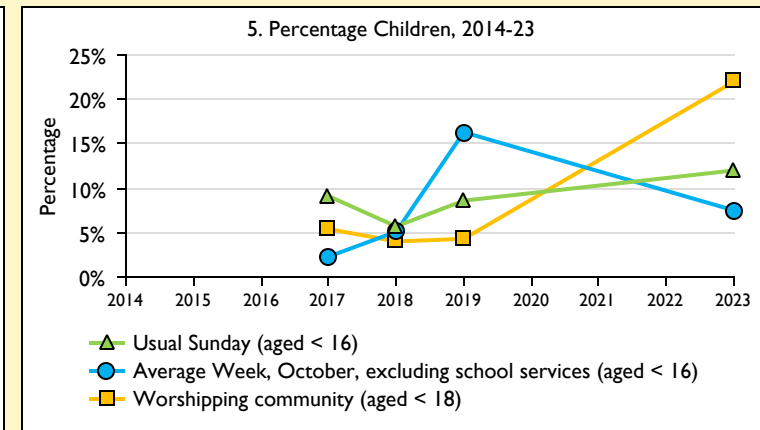
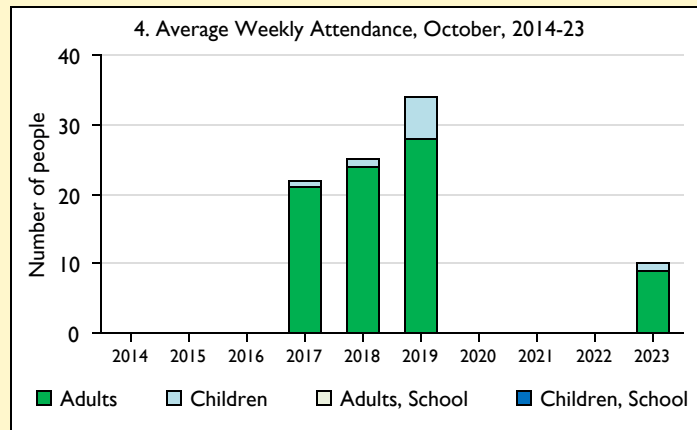
For more detailed census & deprivation info: see <http://arcg.is/1RaS4CS>
<https://www.churchofengland.org/researchandstats> and
<http://www2.cuf.org.uk/poverty-england/poverty-map>

Number of churches in parish (2024): 2

Parish Code: 270441



N.B. figures not collected: 2020, 2021



N.B. Electoral roll renewal: 2013, 2019

This dashboard contains figures as submitted by churches currently in the parish
Attendance statistics: taken from annual Statistics for Mission returns.
 Average weekly attendance: attendance at Sunday and midweek church services & fresh expressions in October; Figs 1 & 5 do not include attendance at services for schools.
 Easter: Easter Eve & Easter Day; Christmas: Christmas Eve & Christmas Day.
 Baptisms: all baptisms & thanksgivings.
 Marriages: marriages and services of prayer & dedication after civil marriages.
 Funerals: those held in church & at crematoria/cemeteries.
 Because of pandemic-related church closures, Easter figures were not collected in 2020.
Census data: taken from the 2021 national Census.
Deprivation statistics: IMD taken from the English Indices of Deprivation, published by the Ministry of Housing, Communities & Local Government, Sept 2019.
 The above statistics have been mapped onto parish boundaries so are approximations.
 For more information, see: <https://www.churchofengland.org/researchandstats>

Variations in attendance from year to year may be the result of changes in the number of churches that submitted returns, or changes in parish/benefice structure.

Number of churches included in returns: 2014 0;2015 0;2016 1;2017 2;2018 2;2019 2;2020 2;2021 0;2022 2;2023 2.

Produced by Data Services, Church House, Great Smith Street, London SW1P 3AZ. Date of production: 04/05/2024.

Every effort has been made to ensure that data are reliable. We would be pleased to be notified of any significant errors or omissions by email to statistics.unit@churchofengland.org



Follow us on Twitter:
 @cofestats

